



**THE KENNEL CLUB  
DOG HEALTH**

**Labrador Retriever**

**Pedigree Breed Health Survey**

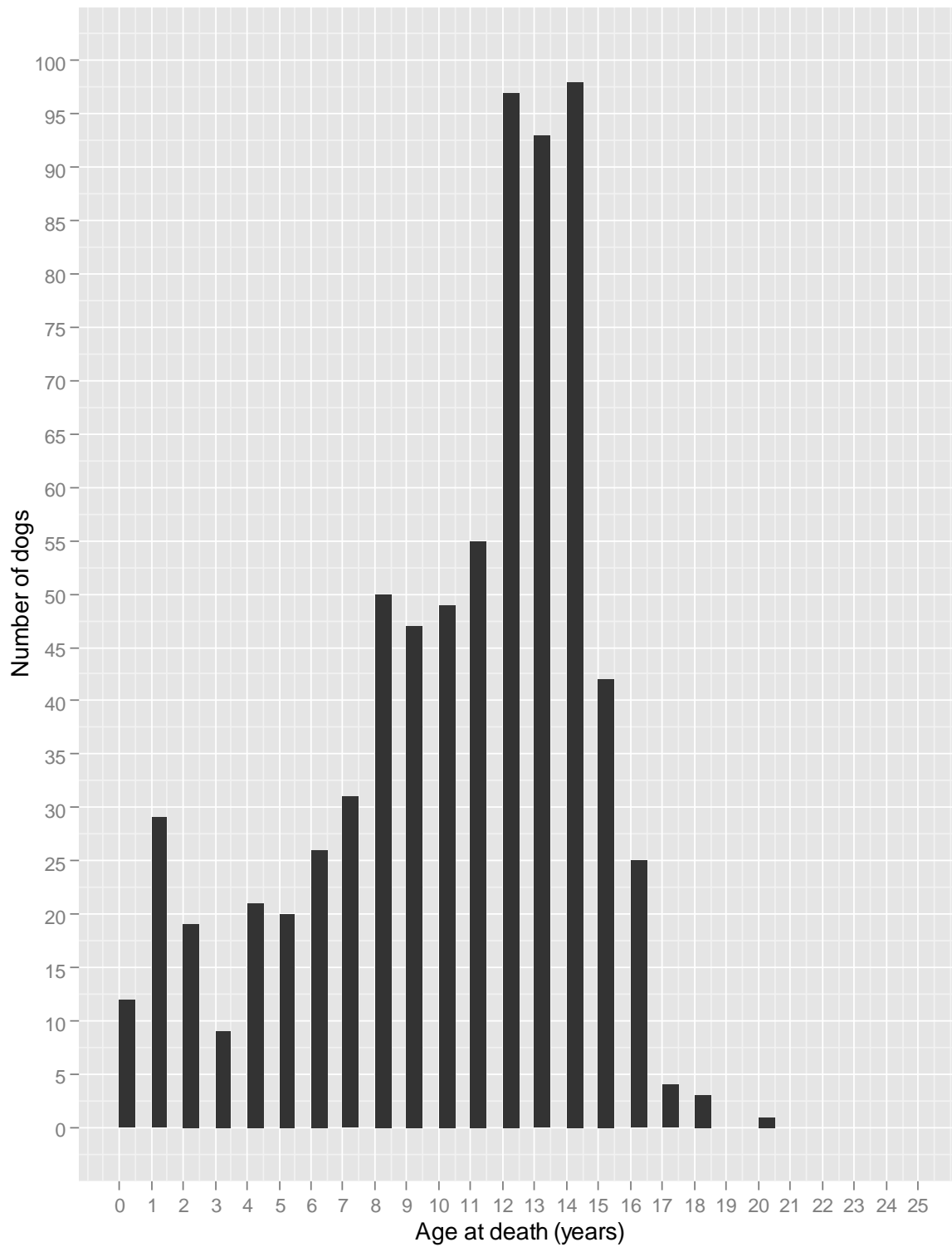
Forms were received representing 6963 living dogs & 731 deceased dogs.

**Mortality results**

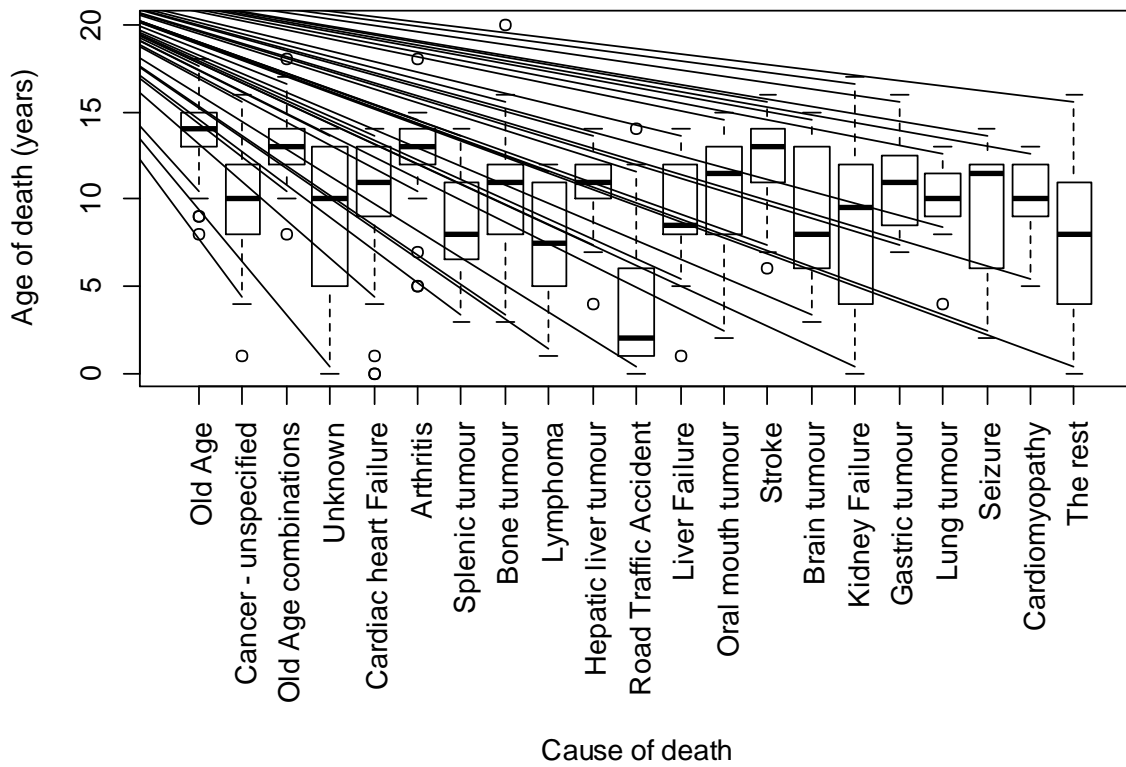
A total of 731 deaths were reported, representing 13.03% of all deaths reported in the Pedigree Breed Health survey. The median longevity for the Labrador Retriever was 11 years (Figure 1). Table 1 shows the causes of death for the breed. Age at death is presented for the most common causes in Figure 2.

**Table 1** The twenty most common causes of death/reasons for euthanasia (N = 731 deceased dogs).

<b>Cause of death</b>	<b>Number of cases</b>	<b>Proportion (%)</b>
Old Age	148	20.25
Cancer - unspecified	78	10.67
Old Age combinations	47	6.43
Unknown	42	5.75
Cardiac heart Failure	29	3.97
Arthritis	25	3.42
Splenic tumour	19	2.60
Bone tumour	18	2.46
Lymphoma	18	2.46
Hepatic liver tumour	16	2.19
Road Traffic Accident	16	2.19
Liver Failure	14	1.92
Oral mouth tumour	14	1.92
Stroke	14	1.92
Brain tumour	13	1.78
Kidney Failure	12	1.64
Gastric tumour	11	1.50
Lung tumour	11	1.50
Seizure	10	1.37
Cardiomyopathy	9	1.23



**Figure 1:** Histogram of the longevity for 731 reported deaths: overall median age at death was 11 years (minimum= 0 years, maximum= 20 years); mean age at death was 10.24 years



**Figure 2:** Box and whisker plot of age at death in years for the twenty most common causes of death (N=731). The solid line within each box represents the median age of death from the condition. The box represents 50% of the dogs and the whiskers represent 95% of the dogs for each condition. The circles (o) represent possible outliers

## **Morbidity results**

The 6963 live Labrador Retrievers represented 65.72% of total dogs in the survey. The median age of live dogs for the breed was 4 years (Table 2). Of the 6963 Labrador Retrievers which the survey covers, 4576 had reported no conditions and 2387 reported affected by at least one condition (min = 1 condition(s), max = 15 conditions), giving a total of 4186 incidents of conditions.

The gender, neuter status and age of neutering summary statistics for Labrador Retrievers are shown in Table 3. There were 6130 dogs with responses for Body Condition displayed in Table 4.

The median age the dogs were first affected by a condition was 4 years (min = 0 years, max= 15 years, Figure 3). The ages for the most common conditions is displayed in Figure 4. Table 5 shows the frequency of occurrence of all reported disease conditions for the Labrador Retriever.

**Table 2:** The summary statistics for the dogs' current age when survey was completed

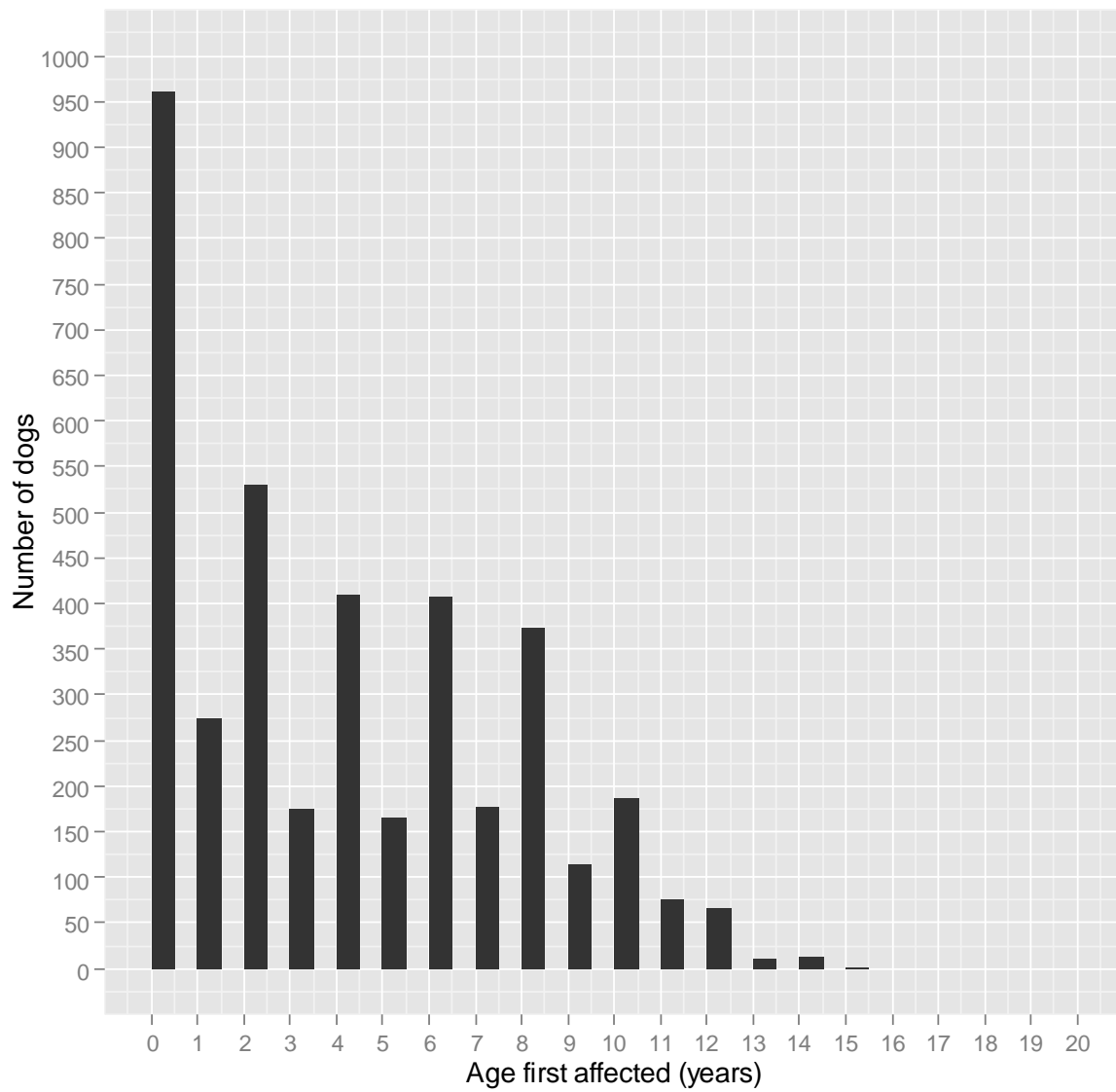
<b>Number of Dogs</b>	<b>Mean age (years)</b>	<b>Median age (years)</b>	<b>Min age (years)</b>	<b>Max age (years)</b>
6963	4.69	4	0	23

**Table 3:** Gender, neuter status and age summary statistics for dogs where gender and neuter status was reported

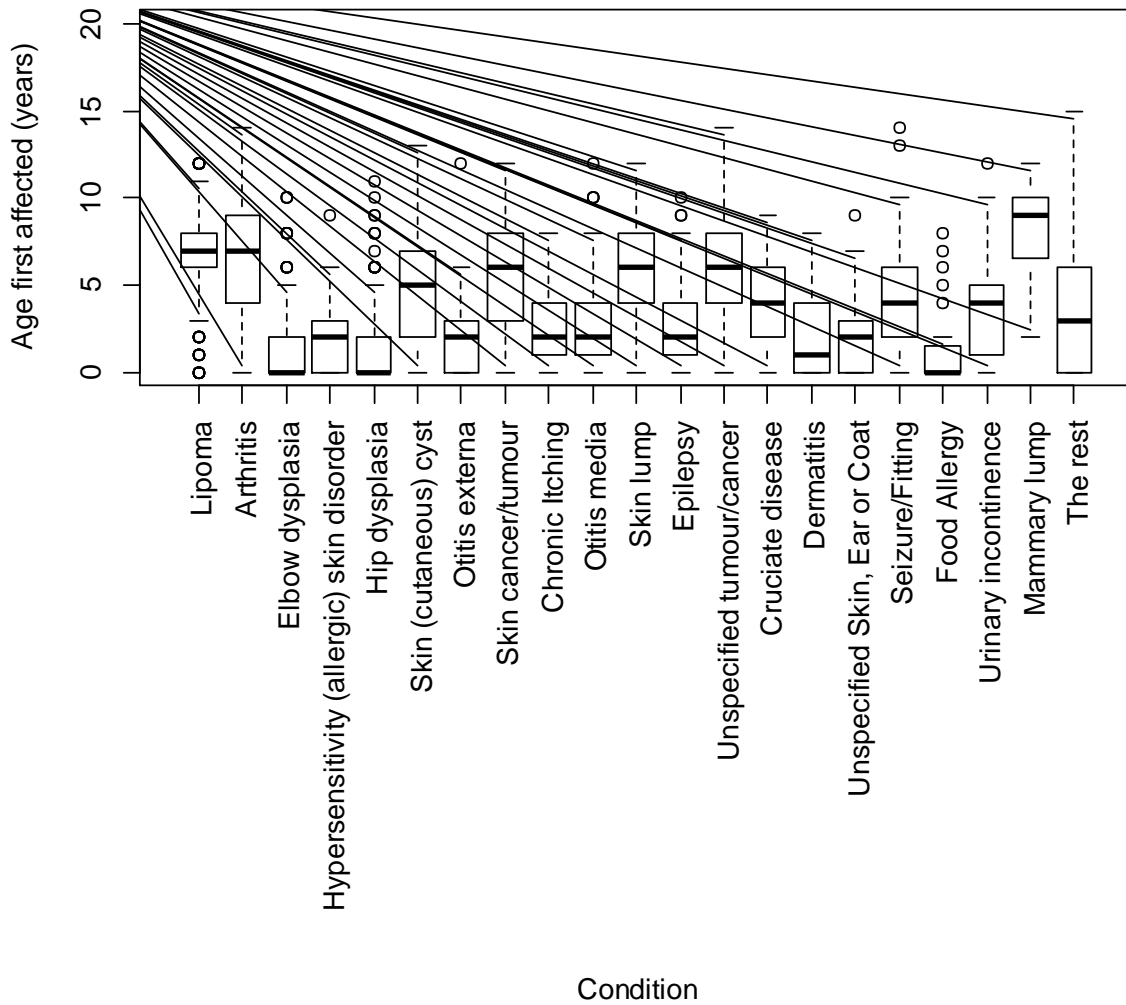
<b>Sex</b>	<b>Neuter status</b>	<b>Age known</b>	<b>Count</b>	<b>Mean age neutered (years)</b>	<b>Median age neutered (years)</b>	<b>Min age neutered (years)</b>	<b>Max age neutered (years)</b>
Female	Neutered	Yes	2188	1.41	1	0	13
Female	Neutered	No	25	NA	NA	NA	NA
Female	Not neutered	No	1112	NA	NA	NA	NA
Female	Unknown	No	175	NA	NA	NA	NA
Male	Neutered	Yes	1750	0.91	0	0	11
Male	Neutered	No	30	NA	NA	NA	NA
Male	Not neutered	No	1512	NA	NA	NA	NA
Male	Unknown	No	171	NA	NA	NA	NA

**Table 4:** The body condition comment and the age of the dog when this comment was made

<b>Body condition</b>	<b>Count</b>	<b>Mean age (years)</b>	<b>Median age (years)</b>	<b>Min age (years)</b>	<b>Max age (years)</b>
No comment was made by vet	255	3.98	4	0	17
Normal	5220	4.13	4	0	16
Somewhat overweight	572	5.06	5	0	13
Somewhat underweight	67	4.94	4	0	16
very overweight	11	4.09	4	0	8
Very underweight	5	6.20	7	0	12



**Figure 3:** Histogram showing frequency of known age at diagnosis for the disease conditions reported



**Figure 4:** Box and whisker plot of age at diagnosis in years for the most common disease conditions in descending order. The solid line within each box represents the median age at diagnosis from the condition. The box represents 50% of the dogs and the whiskers represent 95% of the dogs for each condition. The circles (o) represent possible outliers

**Table 5:** The most commonly reported disease conditions in descending order for the breed (N = 6963 live dogs)

Condition	Number of cases of disease	Proportion (%)	Prevalence (%)
Lipoma	455	10.87	6.53
Arthritis	271	6.47	3.89
Elbow dysplasia	247	5.90	3.55
Hypersensitivity (allergic) skin disorder	210	5.02	3.02
Hip dysplasia	162	3.87	2.33
Skin (cutaneous) cyst	159	3.80	2.28
Otitis externa	117	2.80	1.68
Skin cancer/tumour	112	2.68	1.61
Chronic Itching	101	2.41	1.45
Otitis media	99	2.37	1.42
Skin lump	95	2.27	1.36
Epilepsy	87	2.08	1.25
Unspecified tumour/cancer	80	1.91	1.15
Cruciate disease	78	1.86	1.12
Dermatitis	68	1.62	0.98
Unspecified Skin, Ear or Coat	63	1.51	0.90
Food Allergy	57	1.36	0.82
Seizure/Fitting	55	1.31	0.79
Urinary incontinence	49	1.17	0.70
Ear mite infestation	43	1.03	0.62

Proportion of morbidity as %= N/4186 disease conditions, prevalence %= N/6963 live dogs

### **Summary**

From the dogs surveyed, most Labrador Retrievers were not affected by a disease condition (65.72%). The most commonly reported disease condition in live dogs was lipoma. The most commonly reported cause of death was old age.